

Table of Contents

Inserting Captions	1
Odd Formatting Issues	2
Q&A Archive	4

Inserting Captions

If your book has images, these images will most likely have captions.

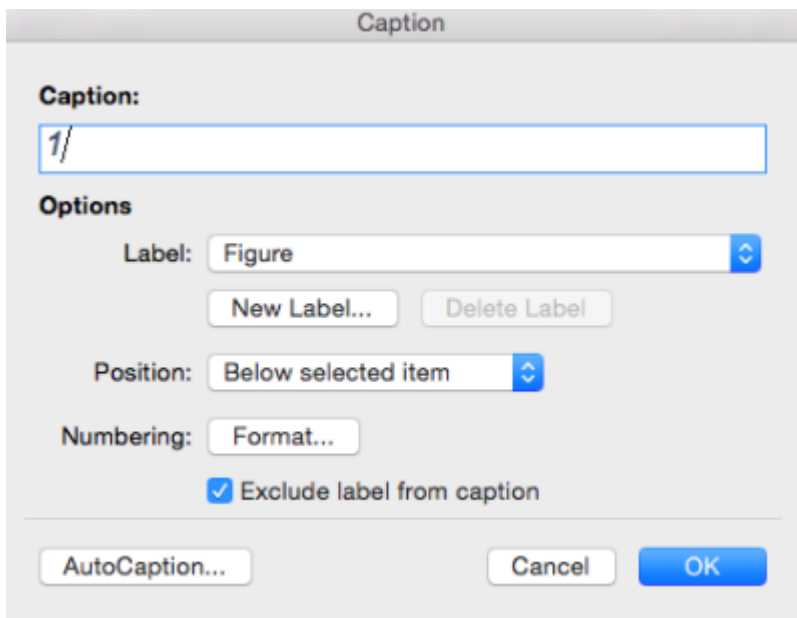
All captions will have to be reinserted to ensure proper formatting. It is important to use the original ebook to help identify captions text, as sometimes it is not straight-forward. See the video tutorial for more information.



Go to [Alt-text and Image Descriptions](#) for information on how to write and insert Alt-text

To insert a caption:

1. Copy the text for the caption
2. Right click on the image
3. Select Insert Caption
4. Ensure the position is set to **below selected item**
5. Remove the label (i.e. Figure, Equation, Photo) by selecting **Exclude Label from Caption**. This will only remove the text part of the label.
6. Type or copy and paste the book's caption in the caption field
7. Click OK
8. Delete the number at the beginning on the caption.



The screenshot shows the 'Caption' dialog box. The 'Caption:' field contains '1/'. Under 'Options', 'Label' is set to 'Figure', 'Position' is 'Below selected item', and 'Exclude label from caption' is checked. Buttons for 'AutoCaption...', 'Cancel', and 'OK' are visible at the bottom.

[Click here for a video on How to Insert Captions in Word.](#)



When you select **Exclude Label from Caption** the number will remain. This will have to be removed manually after insertion.



For tables, the caption should be above the table. For more info please go to the



Tables section for more on captions for tables



Sometimes the text will be too long to fully copy when you insert the new caption. In this case, *after* you insert the caption and have modified the style you can copy and paste, or type, the remaining text that did not copy the first time. It should automatically match the style. See the Odd Formatting section below for more information.

Odd Formatting Issues

Sometimes you will come across a book that has odd formatting. In these cases you still have to ensure the captions are reinserted appropriately. Below are two examples off odd formatting. If you come across any other examples please add them below.

Captions Linked to Another Section

Sometimes you may get a book that has formatted the captions as links to another section of the book.

An example of this would be *Vimy: the Battle and the Legend*.

Some of the images had the caption 'Credit #' that originally linked to a **Credits** Section in the eBook.



Credit 1

CREDITS

The maps were influenced by the official maps in G.W.L. Nicholson's *Official History of the Canadian Army in the First World War: Canadian Expeditionary Force 1914-1919* (Ottawa, Queen's Printer and Controller of Stationery, 1963), the gold standard for all Canadian First World War maps, as well as Dr. Michael Bechtold's maps in Geoffrey Hayes, Andrew Iarocci, and Mike Bechtold (eds.) *Vimy Ridge: A Canadian Remembrance*, (Waterloo: Laurier Centre for Military Strategic and Disarmament Studies and Wilfrid Laurier University Press, 2007).

The author has been collecting images from multiple sources for two decades. All of the images here are his own unless otherwise stated.

- 1 The Ghent of Vimy, original held by Parliament of Canada
- 2 The Taking of Vimy Ridge, Easter Monday, 1917, held by Canadian War Museum
- 3 Victoria Daily Times, 7 May 1917

- 4 Library Archives Canada (LAC), 066786-v8
- 5 Halifax Herald, 3 August 1918.
- 6 LAC, 148880-v8
- 7 LAC, 103158-v8
- 8 LAC, D10786291-v8
- 9 Courtesy of Dr. Michael Bechtold
- 10 Courtesy of Dr. Michael Bechtold
- 11 Courtesy of Dr. Michael Bechtold
- 12 Courtesy of Ranside

After the basic edits for the eText the captions appeared as follows:



In this case we used the credits found in the **Credits** Section at the back of the book and used that text as the caption in the Etext.

Once Completed the captions in the Etext appeared as follows:



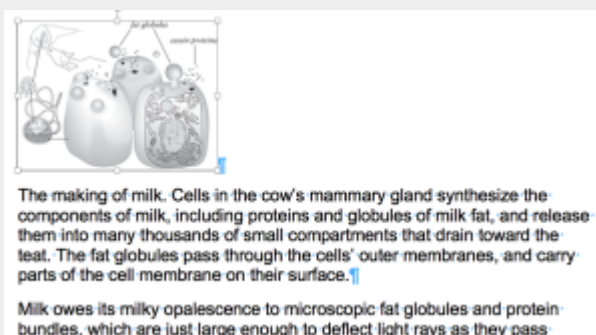
We then deleted the **Credits** Section.

Long Captions that look like eText Paragraphs

When the captions are longer than the standard they can sometimes look like paragraphs in your edited etext. Use the eBook as a point of reference to ensure you select the correct text to insert in the caption.

An example of this would be *On Food and Cooking*

After the basic formatting was done for the Etext the captions looked like this:

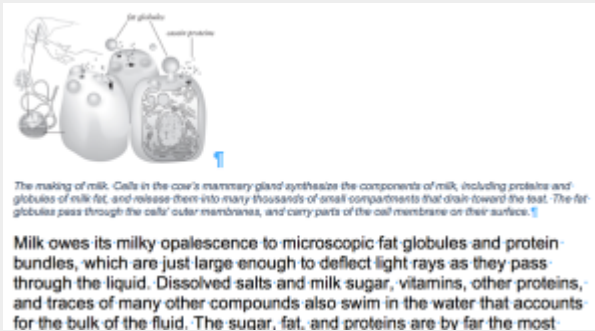


In the eBook version the caption appeared in *Italic* text.

The making of milk. Cells in the cow's mammary gland synthesize the components of milk, including proteins and globules of milk fat, and release them into many thousands of small compartments that drain toward the teat. The fat globules pass through the cells' outer membranes, and carry parts of the cell membrane on their surface.

Milk owes its milky opalescence to microscopic fat globules and protein bundles, which are just large enough to deflect light rays as they pass through the liquid. Dissolved


In this case you have to select the entire paragraph and insert it as you would any other caption. This example the caption was longer than the maximum word count for the Insert Caption option so it was also necessary to copy and paste the missing text after inserting and modifying the caption.



If you have any questions, check the archive below, if still not clear, post your question on the [Production Q&A](#)

Q&A Archive

Q: Okay this is so crazy. I know I'm not supposed to edit the book. But is there any way to let the publisher know? I am working on Iconic Stories from 150 Years of Sport, and on page 214 while writing alt-text and reading the captions, I noticed that the captions were wrong for each image after the first. I went to the original book to see if I mixed them up somehow, and I didn't! The last caption for that set of photos should be the second caption, and all other captions should be for the photo below it (idk if that made sense). Is this just basically out of our hands? It just won't make sense, when the ereader reads the caption, it won't match up with the alt-text. It'll be pretty jarring for several images!



Janet Neale wears her Pan Am Games medal. *Manitoba Sports Hall of Fame & Museum Inc.*



A: That is not good for anyone! As this is a special project for a publisher, we can directly contact them. I am in the process of getting in touch with the publisher to see how they wish us to proceed. I will keep you posted.

[Return to main eText Page](#)

From:
<https://wiki.libraries.coop/> - **BC Libraries Coop wiki**

Permanent link:
<https://wiki.libraries.coop/public/nnels/etext/captions>

Last update: **2024/06/19 13:57**

